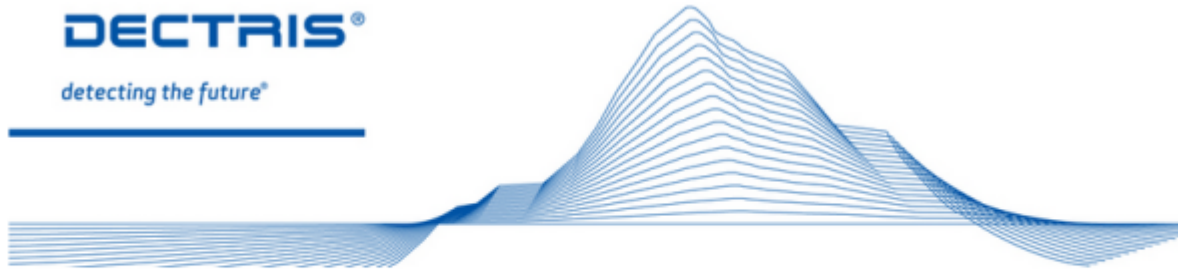


Turn in-house FR-X OFF

Detector

Open Firefox and connect to 192.168.127.50



DECTRIS
detecting the future®

Eiger Detector System

- Home
- Data [WebDAV]
- Logs [WebDAV]
- EIGER API Log
- System Settings

EIGER Status

EIGER Firmware version	1.6.5
SIMPLON API version	1.6.0
Control Unit S/N	1NYQ7J2
Detector S/N	E-08-0117
Network 1 GBit/s (em1)	192.168.127.50
Network 1 GBit/s (em2)	10.42.41.10
Network 10 GBit/s (p1p1)	[none]
Network 10 GBit/s (p1p2)	10.42.43.30
Network 1 GBit/s (em1)	192.168.127.50
Network 1 GBit/s (em2)	10.42.41.10
Network 1 GBit/s (em3)	10.42.42.20
Network 1 GBit/s (em4)	[none]
Network 10 GBit/s (p1p1)	[none]
Network 10 GBit/s (p1p2)	10.42.43.30

For more information contact our [support team](#)

Select 'system settings'. Username = eiger, PW = #EIGER_Detector#

In the lefthand column select 'EIGER' and then 'DCU-Control'

DECTAIS® webmin

Login: eiger

- Webmin
- Networking
- Hardware
- EIGER
 - Commands
 - DCU-Control
 - Tests

Search:

[System Information](#)
[Logout](#)

System hostname	localhost.localdomain (127.0.0.1)
Operating system	CentOS Linux 6.5
Webmin version	1.760
Time on system	Tue Dec 19 16:07:09 2017
Kernel and CPU	Linux 2.6.32-642.el6.x86_64 on x86_64
Processor information	Intel(R) Xeon(R) CPU E5-2623 v3 @ 3.00GHz, 16 cores
System uptime	7 days, 23 hours, 49 minutes
Running processes	386
CPU load averages	0.04 (1 min) 0.06 (5 mins) 0.05 (15 mins)
CPU usage	0% user, 0% kernel, 0% IO, 100% idle
Real memory	62.68 GB total, 19.98 GB used
Virtual memory	4 GB total, 160.29 MB used
Local disk space	270.42 GB total, 18.78 GB used
Package updates	All installed packages are up to date

select "Power OFF" to shut down the framegrabber.

DECTAIS® Help..

Login: eiger

- Webmin
- Networking
- Hardware
- EIGER
 - Commands
 - DCU-Control
 - Tests

Search:

[System Information](#)
[Logout](#)

Custom Commands

Command	Description	Actions
Poweroff	Poweroff Detector Control Server	Run
Reboot	Reboot Detector Control Server	Run
Upgrade	Upgrade Detector Control Server	Run
Restart DAQ	Restart DAQ Service	Run
Restore Network Default Settings	Restore Network Default Settings	Run

Switch OFF the power supply for the EIGER.

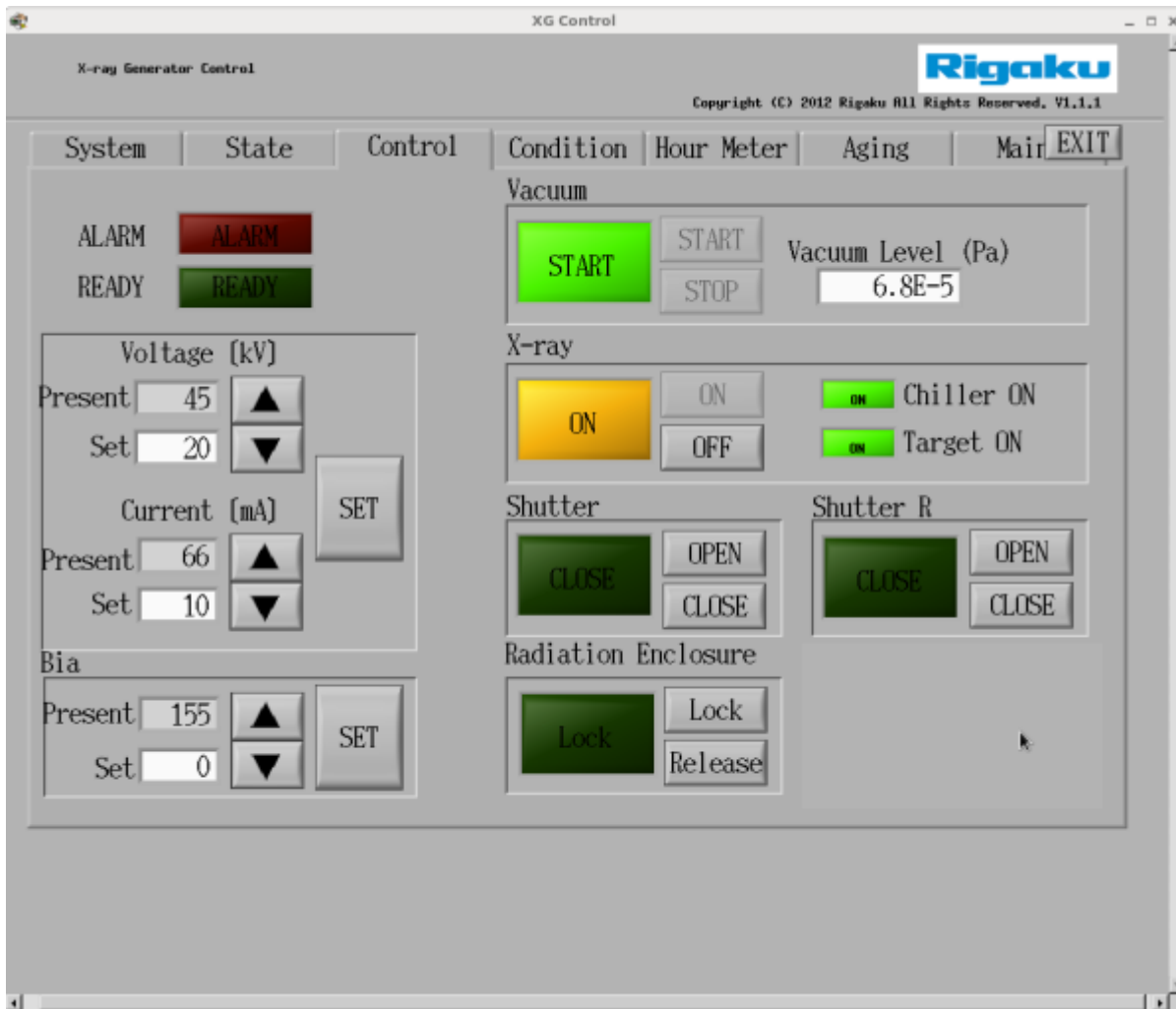


Switch OFF the EIGER water chiller.



FR-X

Decrease gradually the the current 66 to 10 mA and then voltage from 45 kV to 20 kV. First step 66→60 mA, (45→40 kV). Wait 10 s. Then decrease by steps of 10. (Lower the current first.)




Turn X-RAY OFF on the XG Control panel. Wait 1h.

Stop the Vacuum on the XG Control panel. Wait 1h.

POWER OFF on the FR-X main panel.



Switch OFF at the back of the FR-X.



Switch the main power source OFF.



Switch OFF AFC-11 Goniometer controller.



Switch OFF the two fans of AFC-11.



Switch OFF the vacuum pump below the Cobra Controller.




Switch OFF the vacuum pump below the BioSAXS.



Cryostream

On the Cobra Controller :



- Program / Ramp (change with dial) / Enter
- Choose the speed (up to 360K/h) / Enter
- Target / 293 K (Ambient) / Enter
- Start
- When ambient temperature is reached, press Stop

Switch OFF at the back.



Switch OFF the helium compressor.



Technical Room E0044



Switch OFF the nitrogen compressor using the touch panel. Switch OFF the compressor on the back of the device.



Switch OFF the main switch of the water cooling device (Haskins).



Close the water supply. (red valve)



EIGER Computer

Shut down the computer.



BioSAXS

Switch OFF



Switch OFF at the back.



Remove the small middle screw to access the Pilatus 100K detector and switch OFF.



BioSAXS Computers

Shut down the SAXS PC.



Switch the display and control to the framegrabber with the Switch.



Shut down the SAXS framegrabber.

From:
<https://bsi.inscog.eu/> - BSI wiki

Permanent link:
<https://bsi.inscog.eu/doku.php?id=crystallography:collection:frx:off>

Last update: 2023/11/01 20:19



