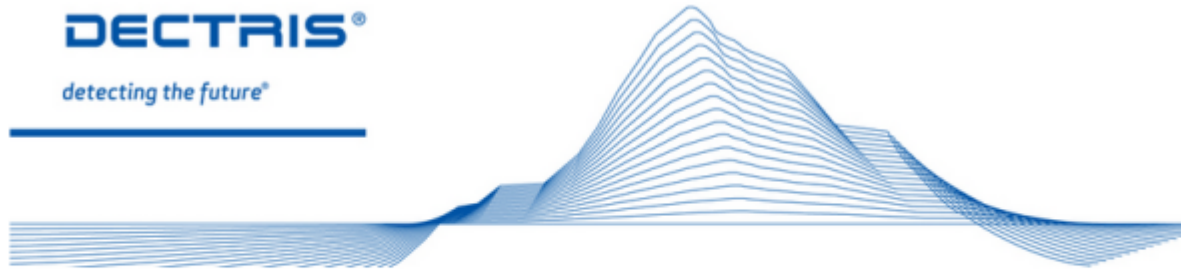


# Turn in-house FR-X OFF

## Detector

Open Firefox and connect to 192.168.127.50



**DECTRIS**  
detecting the future®

- Home
- Data [WebDAV]
- Logs [WebDAV]
- EIGER API Log
- System Settings

### Eiger Detector System

**EIGER Status**

EIGER Firmware version	1.6.5
SIMPLON API version	1.6.0
Control Unit S/N	1NYQ7J2
Detector S/N	E-08-0117
Network 1 GBit/s (em1)	192.168.127.50
Network 1 GBit/s (em2)	10.42.41.10
Network 10 GBit/s (p1p1)	[none]
Network 10 GBit/s (p1p2)	10.42.43.30
Network 1 GBit/s (em1)	192.168.127.50
Network 1 GBit/s (em2)	10.42.41.10
Network 1 GBit/s (em3)	10.42.42.20
Network 1 GBit/s (em4)	[none]
Network 10 GBit/s (p1p1)	[none]
Network 10 GBit/s (p1p2)	10.42.43.30

For more information contact our [support team](#)

Select 'system settings'. Username = eiger, PW = #EIGER\_Detector#

In the lefthand column select 'EIGER' and then 'DCU-Control'

Login: eiger

- Webmin
- Networking
- Hardware
- EIGER
  - Commands
  - DCU-Control
  - Tests

Search:

- System Information
- Logout

<b>System hostname</b>	localhost.localdomain (127.0.0.1)
<b>Operating system</b>	CentOS Linux 6.5
<b>Webmin version</b>	1.760
<b>Time on system</b>	Tue Dec 19 16:07:09 2017
<b>Kernel and CPU</b>	Linux 2.6.32-642.el6.x86_64 on x86_64
<b>Processor information</b>	Intel(R) Xeon(R) CPU E5-2623 v3 @ 3.00GHz, 16 cores
<b>System uptime</b>	7 days, 23 hours, 49 minutes
<b>Running processes</b>	386
<b>CPU load averages</b>	0.04 (1 min) 0.06 (5 mins) 0.05 (15 mins)
<b>CPU usage</b>	0% user, 0% kernel, 0% IO, 100% idle
<b>Real memory</b>	62.68 GB total, 19.98 GB used
<b>Virtual memory</b>	4 GB total, 160.29 MB used
<b>Local disk space</b>	270.42 GB total, 18.78 GB used
<b>Package updates</b>	All installed packages are up to date

select "Power OFF" to shut down the framegrabber.

Login: eiger

- Webmin
- Networking
- Hardware
- EIGER
  - Commands
  - DCU-Control
  - Tests

Search:

- System Information
- Logout

Command	Description	Actions
Poweroff	Poweroff Detector Control Server	Run
Reboot	Reboot Detector Control Server	Run
Upgrade	Upgrade Detector Control Server	Run
Restart DAQ	Restart DAQ Service	Run
Restore Network Default Settings	Restore Network Default Settings	Run

Switch OFF the power supply for the EIGER.

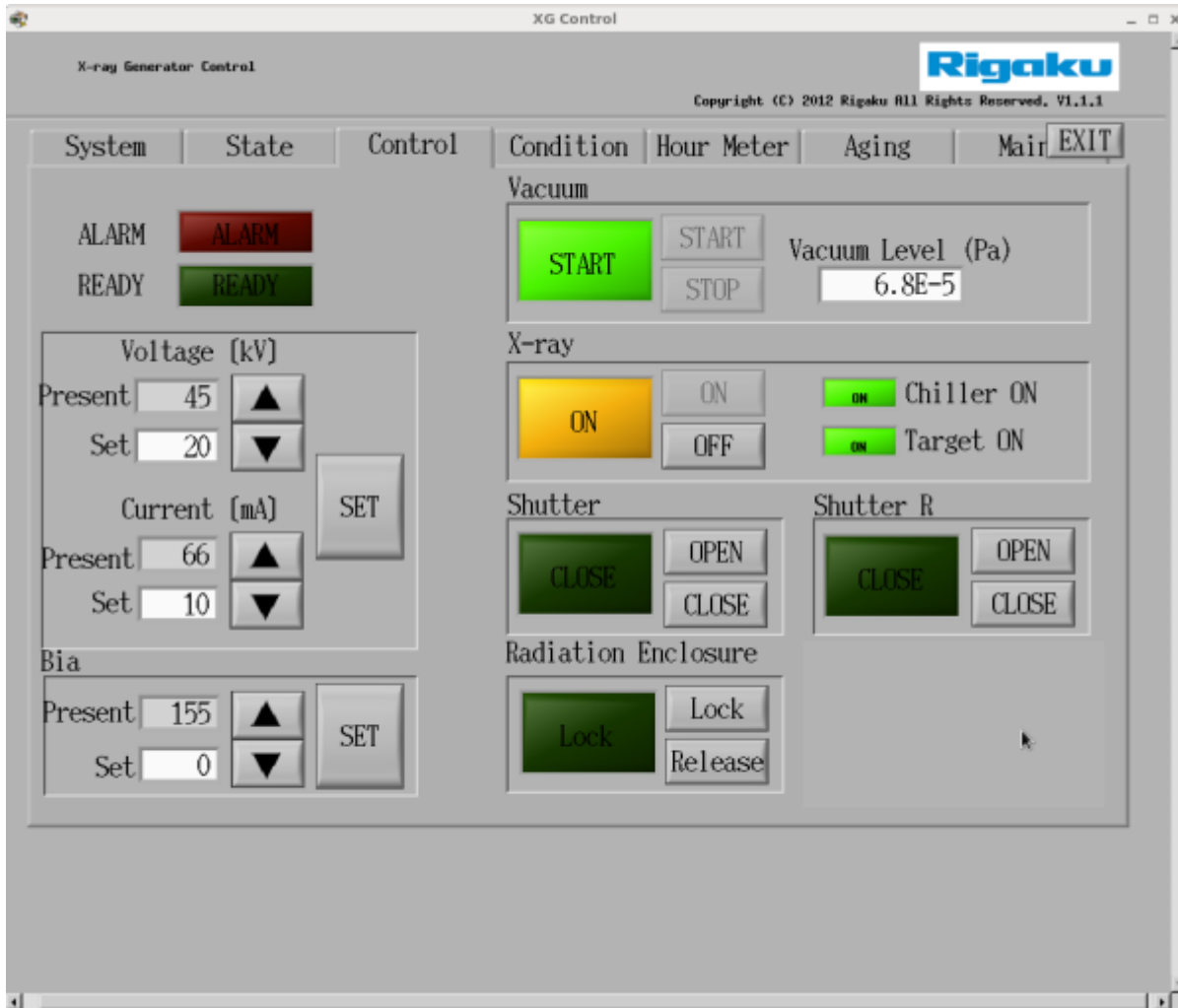


Switch OFF the EIGER water chiller.



## FR-X

Decrease gradually the the current 66 to 10 mA and then voltage from 45 kV to 20 kV. First step 66→60 mA, (45→40 kV). Wait 10 s. Then decrease by steps of 10. (Lower the current first.)




Turn X-RAY OFF on the XG Control panel. Wait 1h.

Stop the Vacuum on the XG Control panel. Wait 1h.

POWER OFF on the FR-X main panel.



Switch OFF at the back of the FR-X.



Switch the main power source OFF.



Switch OFF AFC-11 Goniometer controller.



Switch OFF the two fans of AFC-11.

Switch OFF the vacuum pump below the Cobra Controller.



Switch OFF the vacuum pump below the BioSAXS.



## Cryostream

On the Cobra Controller :



- Program / Ramp (change with dial) / Enter
- Choose the speed (up to 360K/h) / Enter
- Target / Ambient / Enter
- Enter / Enter
- Start
- When ambient temperature is reached, press Stop

Switch OFF at the back.



Switch off the helium compressor.



## Technical Room



Switch OFF the nitrogen compressor using the touch panel.



Switch OFF the main switch of the water cooling device (Haskins).



Close the water supply. (red valve)



## EIGER Computer

Shut down the computer.



## BioSAXS

### BioSAXS Computer

From:

<https://bsi.inscog.eu/> - BSI wiki

Permanent link:

<https://bsi.inscog.eu/doku.php?id=crystallography:collection:frx:off&rev=1513696516>

Last update: **2023/11/01 20:17**

